



## Church @ Home

These resources are to help you worship together as a family when you can't go to church. They are designed for children aged 4-11. You can choose which activities you would like to do. Don't worry about getting everything 'right' – the important thing is that you have fun spending time with each other and with God.

## Jesus is risen!



### Get ready.....

- + Choose a place where you can all sit comfortably - on the floor, round a table or even in the garden!
- + Gather together all the things you will need.
- + If you have a **candle**, you might like to light it as you start your worship to show this is a special time set apart to be with God – you could take turns lighting the candle each week and choose a leader to say this prayer (and do the actions too if you want to!)

#### A getting ready prayer

God, as we get ready to be with you  
Open our ears to listen to you  
*(touch your ears)*  
Open our minds to help us think about you  
*(put your hands on your head)*  
Open our eyes to see you in the world around us  
*(point to your eyes)*  
And open our hearts to love you more.  
*(cross your hands over your chest)*  
**Amen.**

### Tell the story...

Here are some ways you could do this:

- + Read 'A Happy Day' in The Lion Storyteller Bible (p. 140)
- + Watch 'The Story of Easter' from Saddleback Kids  
<https://www.youtube.com/watch?v=HL8R158Ujp4>
- + Watch 'The Super Cool Story of Easter' from Bible Society  
<https://www.youtube.com/watch?v=N6kmDligfKU>

### Talk about....

Choose a leader to read the questions and talk about your answers together.

- What was your favourite part of the story?
- What part of the story surprised you?
- How do you think Jesus' friends felt at the beginning of the story? How do you think they felt at the end?
- Who would you most like to be in the story?
- What do you think the story tells us about Jesus?



## Praise together.....

Easter is a time to celebrate! Sing and dance to these Easter praise songs:

123 Jesus is Alive by Yancy Ministries

<https://www.youtube.com/watch?v=Mlf9jv4pVTM>

Excited by Hillsong Kids

<https://www.youtube.com/watch?v=NbmiT5u1h8U>

If you have any scarves you can wave or instruments you can play at home, you might like to use them to help you praise God. You might like to make up some actions together!



## Remember together.....

*'You can sure that I will be with you always'*

(Matthew 28:20)

**To get ready beforehand:** an adult will need to write the words of the verse on different pieces of paper then make a pass the parcel, wrapping one word in each layer of the parcel (and you could put a little treat with it!)

Play pass the parcel and when you unwrap each word, see if you can work out where it goes in the sentence as it unfolds. When you have unwrapped the whole parcel, see if you can remember the verse and make sure all your words are in the right order!

## Make together.....

**Make an Easter garden together** – there are lots of different ways you could do this. You could:

Easter gardens often have:

A tomb with a stone rolled away

A hill with 3 crosses on

A pathway to the cross

A white cloth

People – Jesus, the disciples, the women who found the empty tomb, soldiers

Trees and grass

Flowers

**What will you put in your Easter garden?**

### Build a Lego Easter garden



## Build a playdough Easter garden

You could make your whole garden from playdough or mix it with some other materials.

If you don't have playdough at home, here's a simple recipe:

<https://www.bbcgoodfood.com/howto/guide/play-dough-recipe>



## Build a natural Easter garden

Use your daily exercise time to go for a walk to a nearby park or around your local area (or explore your garden if you can't go out) and collect leaves, twigs, stones, soil and other natural things you find to make your garden.

You will need to find a tray or container to make your garden in.



## Make an edible Easter garden

You could use:

A small cake for the hill

Breadsticks for the cross (held together with icing sugar)

Raisins for the stones on the pathway

Green coloured icing for the grass

Iced Gems or sweets for flowers

A doughnut or a biscuit with a hole in it or mini marshmallows in a circle shape for the tomb



Be creative and use your imagination to make whatever you can find at home into what you need for your garden!

# Pray together.....

Jesus died on the cross so that we could have new life.






God loves us and wants to share our lives with us. But we all make mistakes and do things wrong, and when we do this we are separated from God and we can't be close to Him.

When you do something wrong at home or school, do you get a punishment?

When Jesus died on the cross, He said that he would take the punishment for all the things we do wrong so that we don't have to – this doesn't mean there won't sometimes be consequences for our mistakes! But it does mean we won't be punished by being far away from God, and we can have a fresh start with Him.


On a blank piece of paper, write down anything you want to say sorry to God for – any mistakes or bad choices you have made.

Now follow these instructions to fold and then tear your piece of paper:



Now unfold your piece of paper and turn it over to the blank side – what do you have? Does yours look like this?

(if not, you could try again with a new piece of paper!)



When Jesus died on the cross, he wiped out all the mistakes we would ever make so we could be close to God and He gave us a fresh start – a blank piece of paper to start again.

Hold your cross and choose a leader to say these words – you could say the words in bold together:

God, thank you that you love us and want to be close to us – **we love you God**  
Thank you that you gave your Son Jesus to pay for our mistakes – **we praise you God**  
Thank you that we can choose to say sorry and be forgiven for what we've done – **we're sorry God**  
Thank you that Jesus rose again to offer us new life – **we choose you God**  
Amen

Don't forget to **blow your candle out** to finish!